

# Evaluation + Controlled Experiments

# Plan for today

## Controlled experiments

- Not the whole topic! But highlights to keep in mind specifically for controlled experiments with programming interactions.

# Baseline assumptions...

- That this isn't your first exposure to the scientific method/experiments
  - If this isn't the case for you, please please please go through some kind of experimental design training (e.g., Psych 101) before you try to design a randomized controlled user study! This is only intended as a refresher, not a free-standing resource.

**Pop Quiz:**  
What's the very first thing  
you do when you start  
designing a user study?

What's the very first thing you do when  
you start designing a user study?

**Choose your research  
question!!!!**

# Three Categories of User Study RQs

## Need Finding Study

What are interesting **problems** to solve?

## Formative Study

For a given **problem**, what are promising **solutions**?

## Evaluative Study

For a given **problem**, now that we've implemented a **solution**, did it work?

**This week**

# Shape of an Evaluative RQ

Does **<tool>** **<increase/decrease>** **<measure of success>** for **<description of audience>** doing **<description of tasks>**?

Examples:

Does **our domain-specific language** decrease **time-to-correct-program** for **first-year CS students** doing **data extraction from scanned forms**?

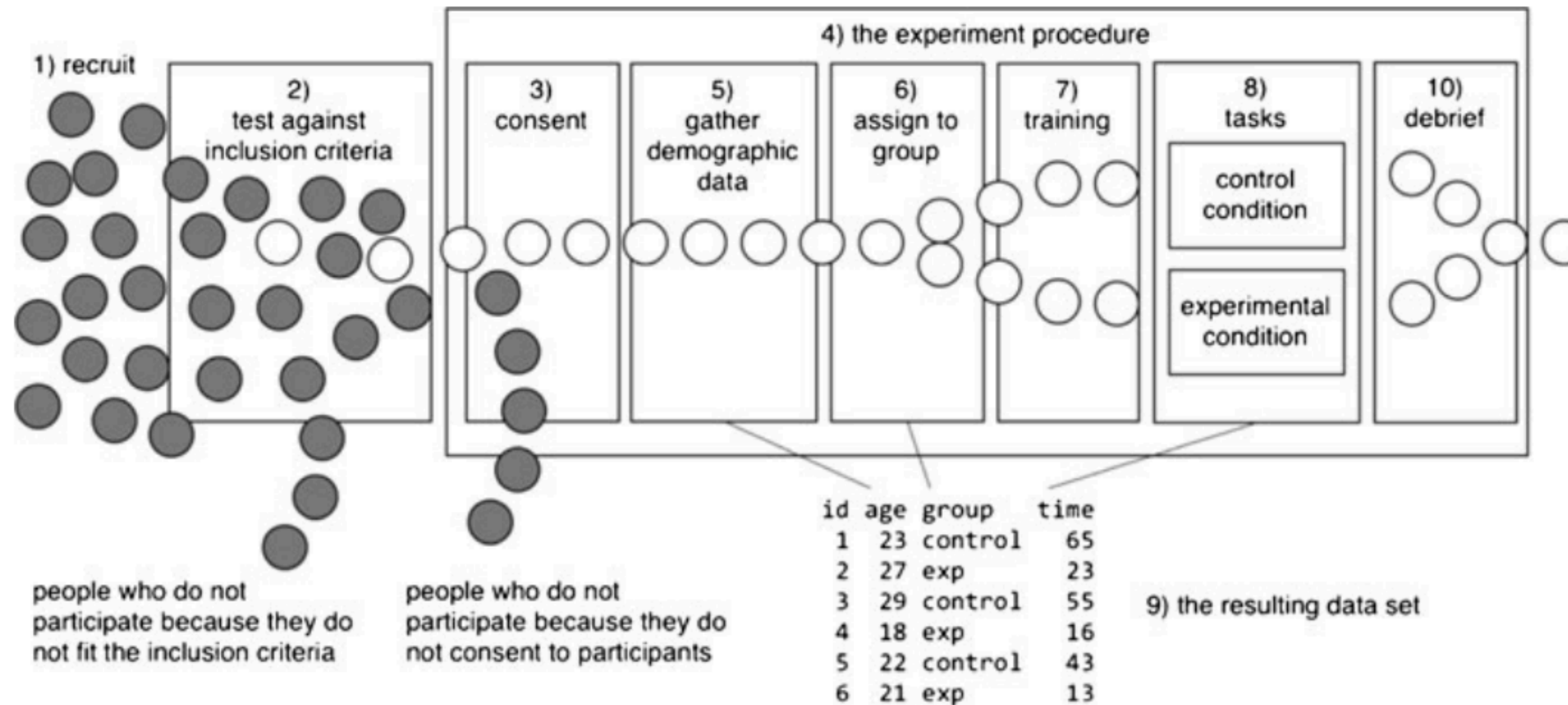
Does **our program synthesis tool** increase **chatbot friendliness ratings** for **psychologists** doing **chatbot implementation**?

Does **our custom programming environment** decrease **debugging time** for **biostatisticians** doing **public health analyses on large datasets**?

# Controlled Experiments



# The classic



**Fig. 1** A canonical design for a tool evaluation experiment with two conditions and a set of tasks. The *circles* represent human participants; the *white circles* are those that satisfy the inclusion criteria. This design includes one independent variable and two conditions. The resulting data set is listed at the bottom

# Key Goals

## **Internal Validity**

- Conclusions are warranted within the given setting
- Controlled extraneous variables, eliminated alternative explanations
- Measures are accurate

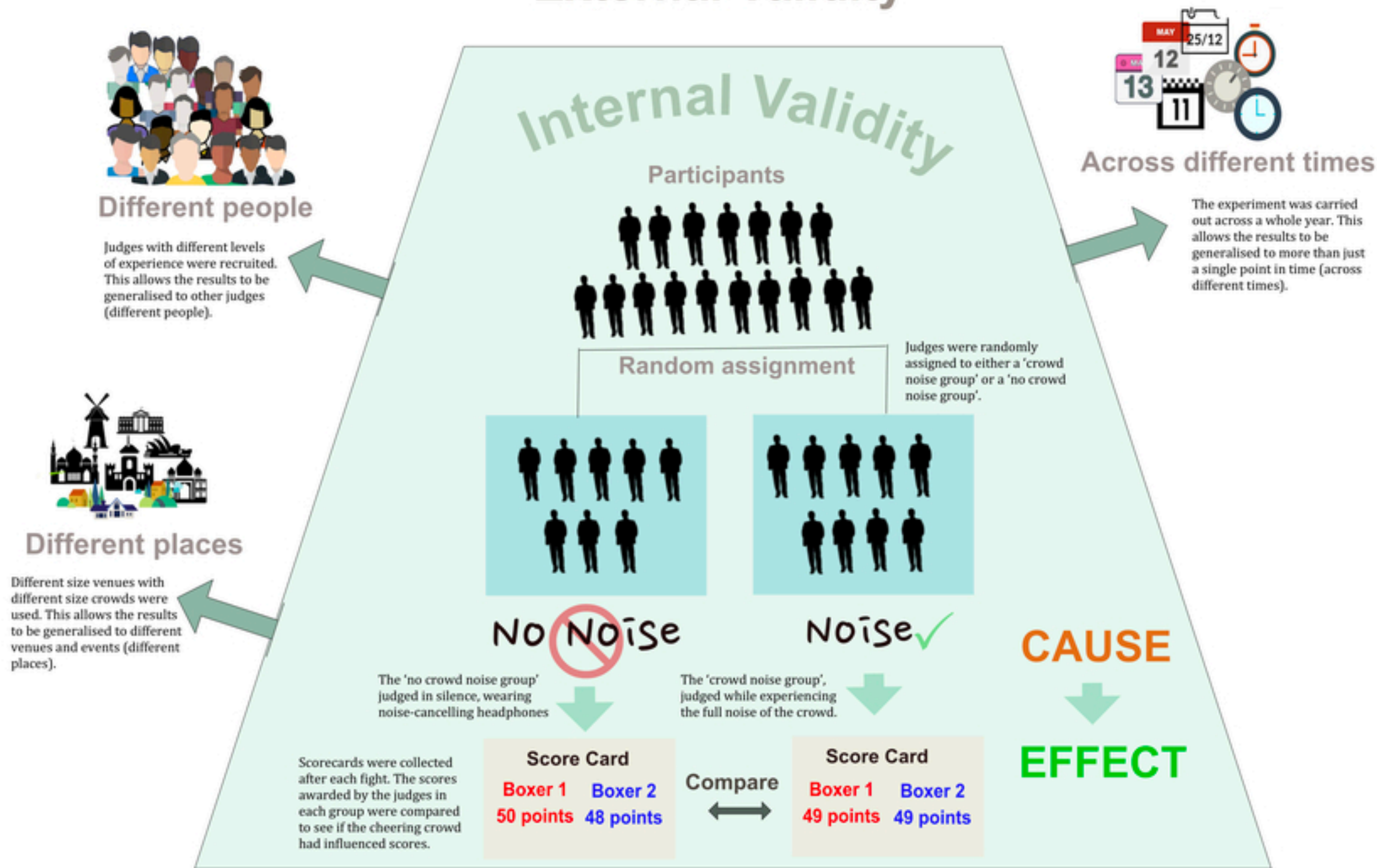
## **External Validity**

- Conclusions can be generalized to other contexts

## **Ecological Validity**

- Conclusions can be generalized to real-world contexts

# External Validity



**Internal Validity:** The experiment involved randomly assigning participants (judges in this experiment) to either a crowd noise or a silent no crowd noise condition. Everything else was exactly the same, to see if a noisy crowd influenced the points judges awarded.

**External Validity:** To be confident that results of the experiment not only applied to people participating in the experiment, we used different size venues and crowds (different places) judges with different levels of experience (different people), across a whole year (different times).

# Key Goals: PL edition

## Internal Validity

- Did you control for the fact that different programmers have different prior exposure to language X?
- Does your post-test actually assess knowledge of concept Y?
- Did the participants actually use feature Z to complete the task, or did they find some other solution?

## External Validity

- Did you study only students in class X at university Y? Will your conclusions apply to class Z at university Y?
- Did you study language A programmers? Will this hold for language B programmers?

## Ecological Validity

- Is the task codebase like real codebases?
- Is the goal set out in the study reflective of real users' goals?
- Are these participants like the real users?
- Is the study environment like users' real environments?
- Did you let them Google? Can the real users Google?

# Key Goals: PL edition

## Internal Validity

- Did you control for the fact that different programmers have different exposure to concept Y?
- Does your participant pass know concept Y?
- Did the participants actually use feature Z to complete the task, or did they find some other solution?

## External Validity

- Did you study only students in class X at university?
- Does this hold for language B programmers?

## Ecological Validity

- Is the task codebase like real codebases?
- Did you let them Google? Can the real users Google?

Which should be our focus?

# How to control a variable

What does it even mean to control a variable?

- Can hold them constant
- Can explicitly balance distribution of potential confounds across the control condition and the experimental condition
  - Substrategy, can have multiple slices of the experiment and hold them constant *within* each slice but have them vary across the slices (e.g., venue size in the example); also tune in for within-subjects discussion later
- Can randomize, with the assumption that this will balance across the conditions
- Can analyze the data with an approach that lets you attribute some amount of change in dependent variable to the independent variable and some to other factors. (E.g., regression)


# How can I make my experiment likely to produce a definitive answer?

- Do you expect a big difference when you vary the independent variables?
  - Yes!
    - Likely to get a solid answer even with few participants.
  - Probably not.
    - Are you sure a user study is what you're looking for? Maybe the user experience/performance just isn't the driver of this work?
      - If it's statistically significant, but it's tiny, how important is it to us?
    - Are you sure you're measuring the right element of user experience/performance?
  - How would I know??
    - Well, have you been doing iterative design and checking how users use your innovation throughout?
- But is this a good goal???

# Is it ever ok to run a controlled study where we don't anticipate the answer?

- Of course!

- When we're actually using this for the original purpose...science!
- Remember what we said last session, about how we use usability studies to brag about systems we already like? These are the situations where we should probably be able to anticipate how the result will turn out.
- But say we actually just want to test a hypothesis, and we don't care about showing that our tool is good...
  - Maybe we want to know which of several independent variables can affect the dependent?
  - Or maybe we want to know which of several dependent variables can be affected by the independent? (Although watch out for bad practice if you're just fishing for results. See pic.)
  - ...**but** if these are your questions, this is probably **not** an **evaluative** study! It's probably a **formative** study! We can absolutely use controlled experiments in formative studies!





# One more answer: Within-Subjects Design

- Controls for variations across individuals
- But some pitfalls...
  - Need to *counterbalance*
    - If everyone sees Tool A before Tool B...
      - *Learning effects*

## Within Subjects

A group of people sees the test signs.



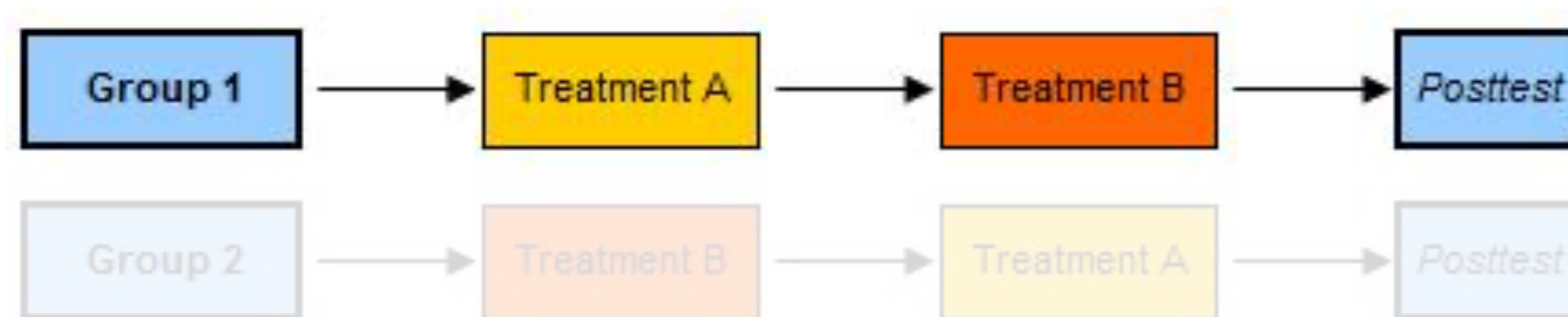
## Between Subjects

One group of people sees one set of the test signs, and a different group sees another set.



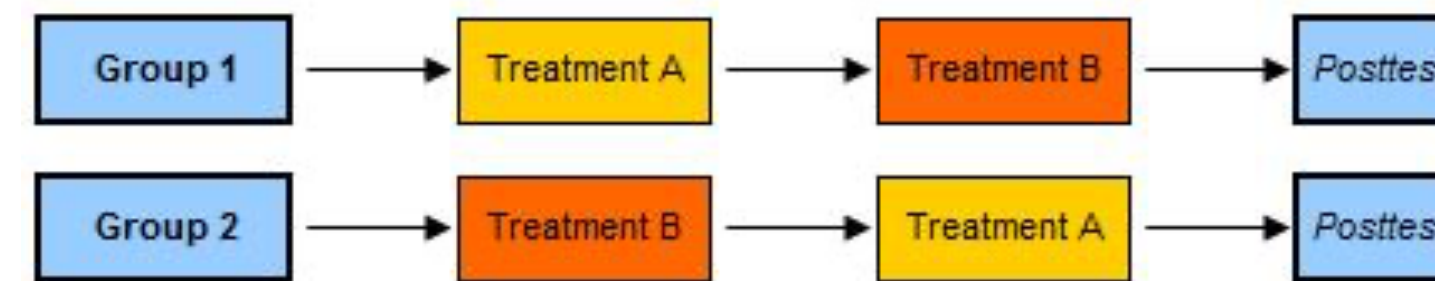
# Learning Effects

What if we only ran this top row? What if doing either treatment makes the second much easier? Now B looks way better than A, even though it might just be learning effects!

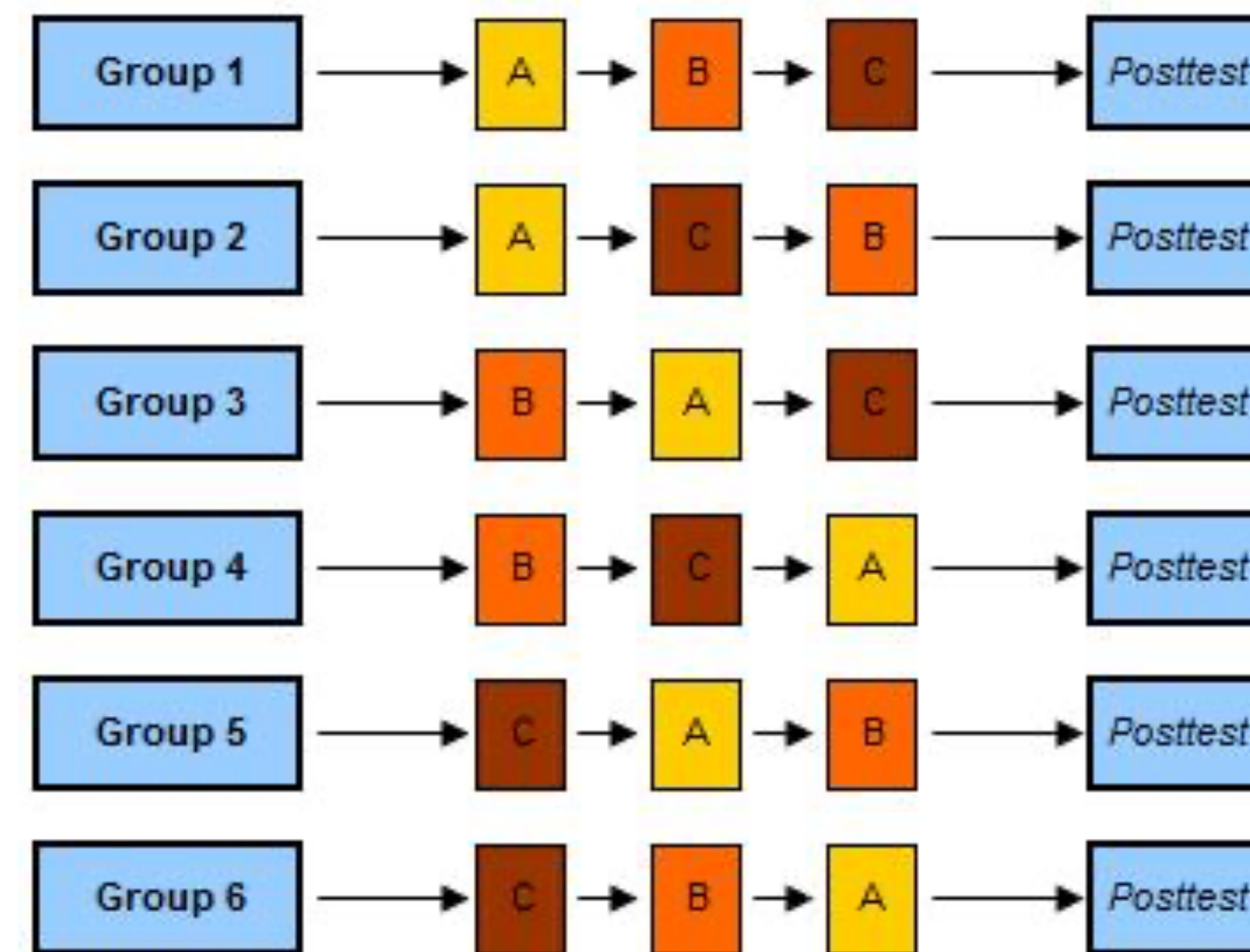


# Counterbalancing

- two treatments



- three treatments



# One more answer: Within-Subjects Design

- A drawback: putting each participant through multiple conditions can make your sessions quite long

## Within Subjects

*A group of people sees the test signs.*



## Between Subjects

*One group of people sees one set of the test signs, and a different group sees another set.*



# Who can participate in my user study?

- See the reading for lots of really useful practical guidance, but we're going to cover one really important rule here
- ~~YOU~~
- You can do all the work in expressivity evaluations, but you gotta stay out of the usability ones



# Demand Characteristics

Common demand characteristics include:

- **Rumors of the study** – any information, true or false, circulated about the experiment outside of the experiment itself.
- **Setting of the laboratory** – the location where the experiment is being performed, if it is significant.
- **Explicit or Implicit communication** – any communication between the participant and experimenter, whether it be verbal or non-verbal, that may influence their perception of the experiment.

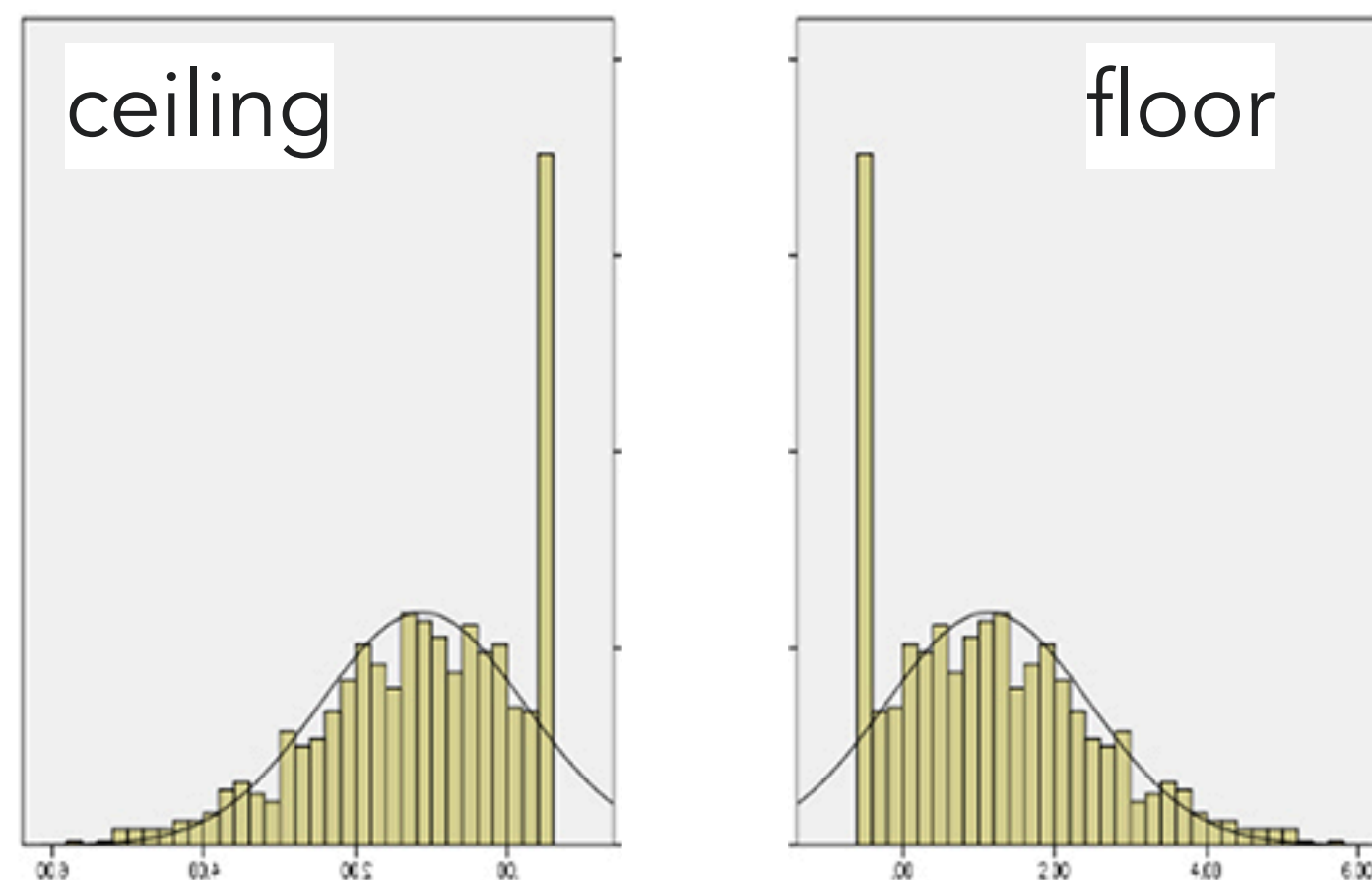
Some involve the participant taking on a role in the experiment. Roles include:

- The **good-participant role** in which the participant attempts to discern the experimenter's hypotheses and to confirm them. The participant does not want to "ruin" the experiment.
- The **negative-participant role** (also known as the **screw-you effect**) in which the participant attempts to discern the experimenter's hypotheses, but only in order to destroy the credibility of the study.
- The **faithful-participant role** in which the participant follows the instructions given by the experimenter to the letter.
- The **apprehensive-participant role** in which the participant is so concerned about how the experimenter might evaluate the responses that the participant behaves in a socially desirable way.

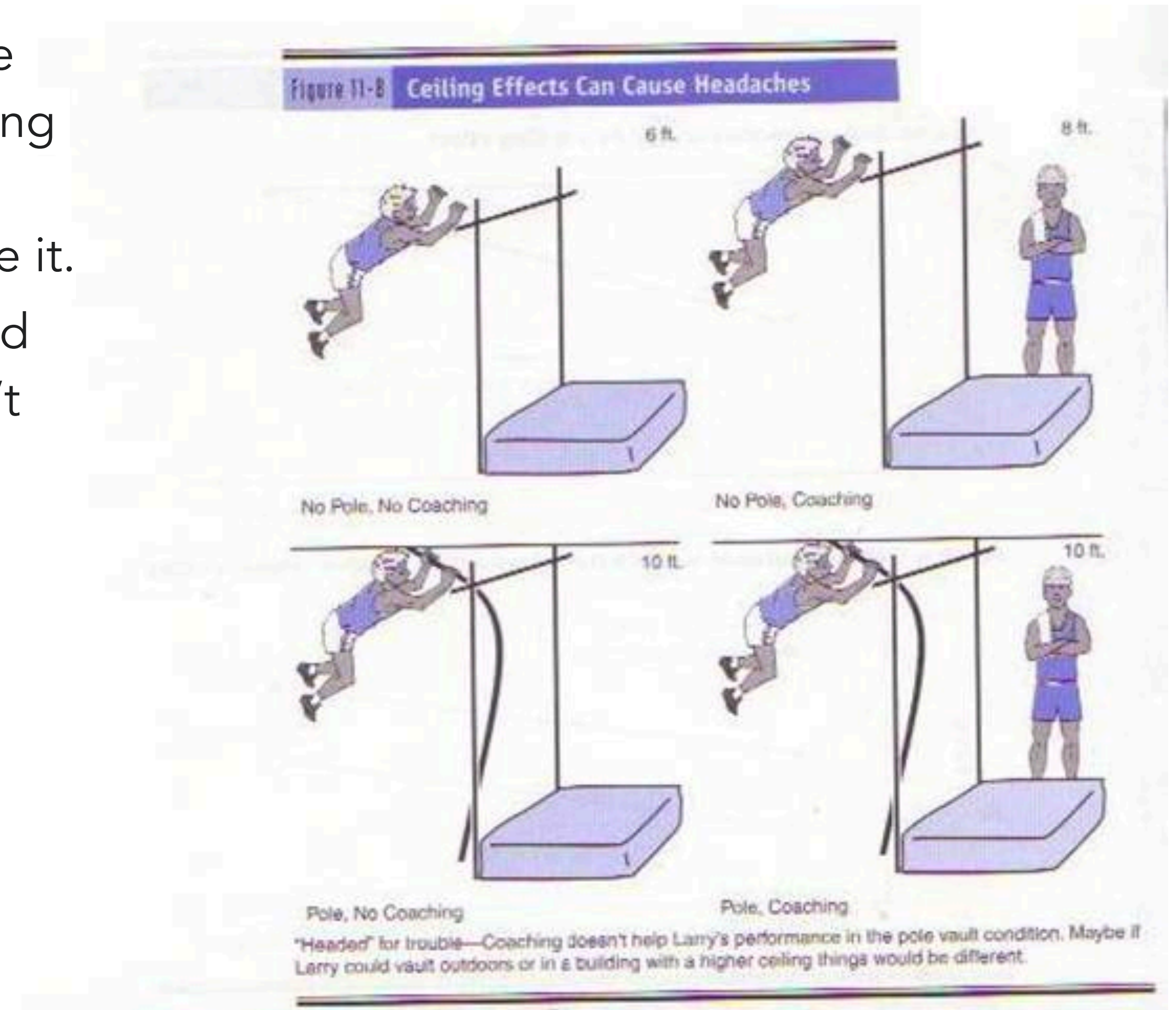
# More Effects

**Ceiling effects:** Everyone's scoring at the top. People could be going higher, but you're not seeing it because you put the ceiling too low. You're artificially putting a lot of the population at the same place (the ceiling), when they should be spread out above it.

**Floor effects:** Everyone's scoring at the bottom. People should be spread out below the floor of your test, but your test doesn't test for that, so it looks like everyone's at the floor.



\* also see  
right-censored  
and left-  
censored data



# How do we tradeoff between...

- number of tasks
- study duration
- task difficulty
- between- or within-subjects (or alternative) design
- number of participants

It all looks pretty complicated, so...

??



# The magic solution

- Piloting

# What to measure

People measure...

- task completion
- time on task
- failure detection
- search effort
- accuracy
- precision
- correctness
- solution quality
- program comprehension
- confidence
- usability
- utility
- mistakes
- tool-specific metrics

# When is a task “done”?

- You get to decide!
  - And it might be surprisingly hard. Did we mention piloting??
- And once you’ve decided, you still have to decide *how* you know you’ve reached it.
  - Options:
    - Researcher decides:
      - Via automation
      - Via subjective human decision
        - Inter-rater reliability
    - Participant decides!

# Self-report

What do we think about it?

Would you use self-report questions in future?

	1	2	3	4	5	6	7	
Nah	<input type="radio"/>	<input type="radio"/>	<input type="radio"/>	<input type="radio"/>	<input type="radio"/>	<input type="radio"/>	<input type="radio"/>	Totally

Submit

# How to do it right

- Ideally you figure out a good domain-specific way to assess usefulness
- But if you *must* use self-report for usefulness assessment...
  - TAM (Technology Acceptance Model) is validated

# Debriefing

- Key reminder: Tell participants how to solve the task if they didn't get there! Very frustrating to be left hanging like that.
  - And ethicists are insistent on this.
- And remind them not to talk to their friends about it if their friends might do the study too
- Good opportunity to collect info you'll use for shaping the tool even if it's not for publication!

# Three Categories of User Study RQs

## Need Finding Study

What are interesting **problems** to solve?

This week wraps our discussion of RQ categories, so time for us to have a bit of a post-processing chat about this.

## Formative Study

For a given **problem**, what are promising **solutions**?

## Evaluative Study

For a given **problem**, now that we've implemented a **solution**, did it work?

# Need-Finding vs. Formative vs. Evaluative: What are we trying to learn?

- Need-Finding Research
  - I need to learn about problems in X.
- Formative Research
  - I have a problem I'm trying to solve, and there's a space of solutions I'm considering. I need informations about users to choose a point in that space.
- Evaluative Research
  - Is X good?



# Need-Finding vs. Formative vs. Evaluative: What are we trying to learn?

- Need-Finding Research

- I need to learn about problems in X.

- What kinds of problems do users encounter when they use the tools that are already available in <domain>?

- What kinds of problems do users encounter when they use my tool?

- What kinds of problems do <domain experts> encounter when they try to do Y?

# Need-Finding vs. Formative vs. Evaluative: What are we trying to learn?

- Formative Research
  - I have a problem I'm trying to solve, and there's a space of solutions I'm considering. I need information about users to choose a point in that space.
    - I have four plausible interfaces for this component of my tool—do any of these serve users better than others?
    - I need a particular category of information from the user in order for the tool to do X—do users naturally express this information via A, B, or C?

# Need-Finding vs. Formative vs. Evaluative: What are we trying to learn?

- Evaluative Research
  - Is X good?
    - Can users complete task Y more quickly with tool A or tool B?
    - Do users make fewer errors during task Y with tool A or tool B?
    - What percentage of the programs we want to express can be expressed with tool A versus tool B?

# Need-Finding vs. Formative vs. Evaluative: What are we trying to learn?

- Need-Finding Research
  - I need to learn about problems in X.
- Formative Research
  - I have a problem I'm trying to solve, and there's a space of solutions I'm considering. I need informations about users to choose a point in that space.
- Evaluative Research
  - Is X good?

# Does it matter which category your user study falls into?

- Nope, not really! If you never pick a category, it's fine.
- What matters is that you have a particular thing you're trying to learn, and you design a study that is likely to teach you that thing.
- So why do we bother with these categories???
  - There are particular techniques that help us learn things about problems vs. solutions vs. help us make claims. These categories should help you find the resources that guide you to design a study that actually answers the question you're trying to answer.
  - And it's important to know that you can use user studies for all three purposes, not only for traditional usability testing and evaluative studies.
  - Finally, it helps you ask the right questions when you're reading about/assessing other researchers' studies.

# RQ Activity (Lightweight)!

- With your team, make a duplicate of the activity spreadsheet: <https://docs.google.com/spreadsheets/d/1cXFFDXY6Ng9kfGNf4qPk0m98-BjKtjw0UTnzFFvra90/edit?usp=sharing>
- For each RQ in your own copy of the activity spreadsheet, answer:
  - Is this a need-finding, formative, or evaluative user study?

# RQ Activity!

- With your team, make a duplicate of the activity spreadsheet: <https://docs.google.com/spreadsheets/d/1v14at0VkY9qcnK901Fd4X9IAqnxSfp8HuGkAdzR1ArU/edit?usp=sharing>
- For each paper in the list of papers below, fill out a row in your own copy of the activity spreadsheet
  - List of papers:
    - [https://docs.google.com/spreadsheets/d/1uka9J\\_k4RxvhH7x-CWdmqnK\\_OKNKw9D3xpJ\\_IBN4BY4/edit?usp=sharing](https://docs.google.com/spreadsheets/d/1uka9J_k4RxvhH7x-CWdmqnK_OKNKw9D3xpJ_IBN4BY4/edit?usp=sharing)
  - You'll answer:
    - Does this paper include a user study?
    - If yes, what is the research question(s) associated with the user study? (Explicit or implicit.)
    - Is this a need-finding, formative, or evaluative user study?